


The characters



This is Alice.
Alice is a little girl.
She is curious and adventurous.
She is blond : she has got long blond hair.
She is wearing a green dress.


This is Alice's sister.
She is a girl too.
She has got long brown hair.
She is wearing
a yellow dress.




The White Rabbit
has got long ears.
He is wearing brown trousers,
a white shirt,
a yellow waistcoat
and a brown jacket.
He has got a watch.

Si tu veux faire tout de suite
les exercices correspondant
à ce chapitre, va à la page 32.

Down the rabbit-hole




Alice is bored.
Her sister is reading, but Alice is just sitting
near the river, having nothing to do.



Suddenly Alice sees a white rabbit.
The White Rabbit is running and... speaking.
All the animals can speak in Wonderland!

Oh dear!
I shall be
too late!

Alice is very curious.
So she decides to run after the rabbit.



The White Rabbit pops down
a large rabbit-hole
and Alice goes down after him.




The rabbit-hole
is a sort of tunnel
and it goes down.
Alice goes down too.
She goes down,
down, down...




Si tu veux faire tout de suite
les exercices correspondant
à ce chapitre, va à la page 34.

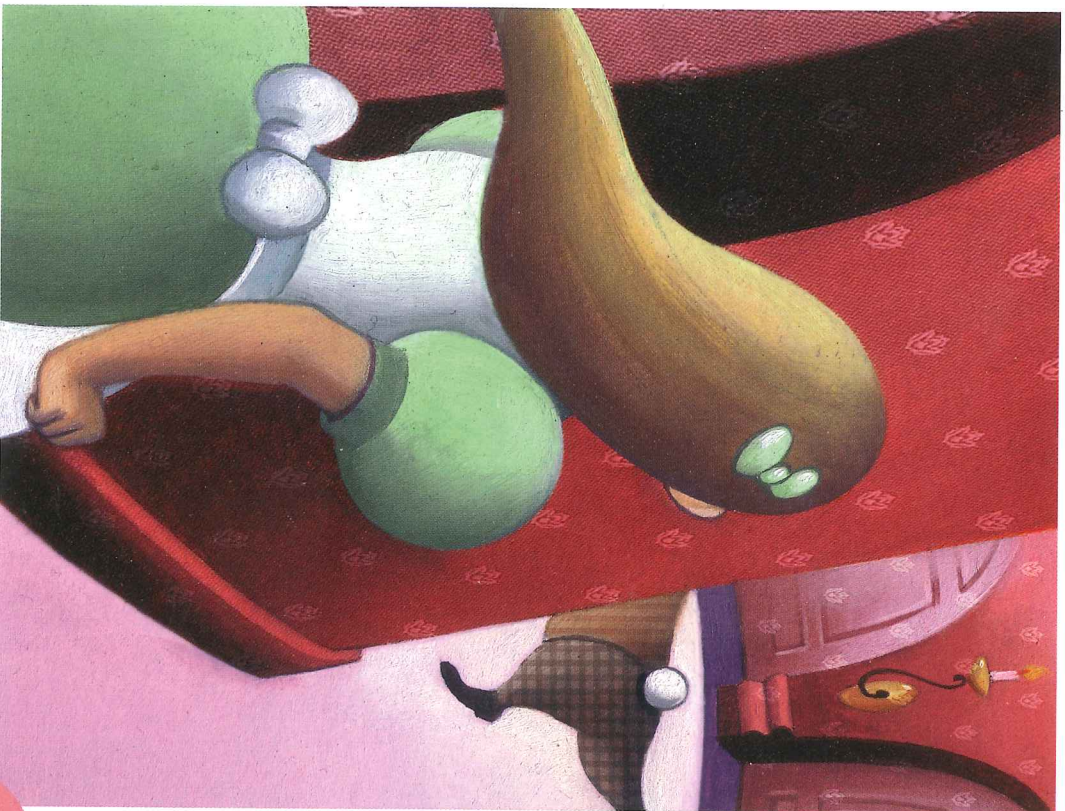
The room



Then, suddenly,
she lands on the ground.


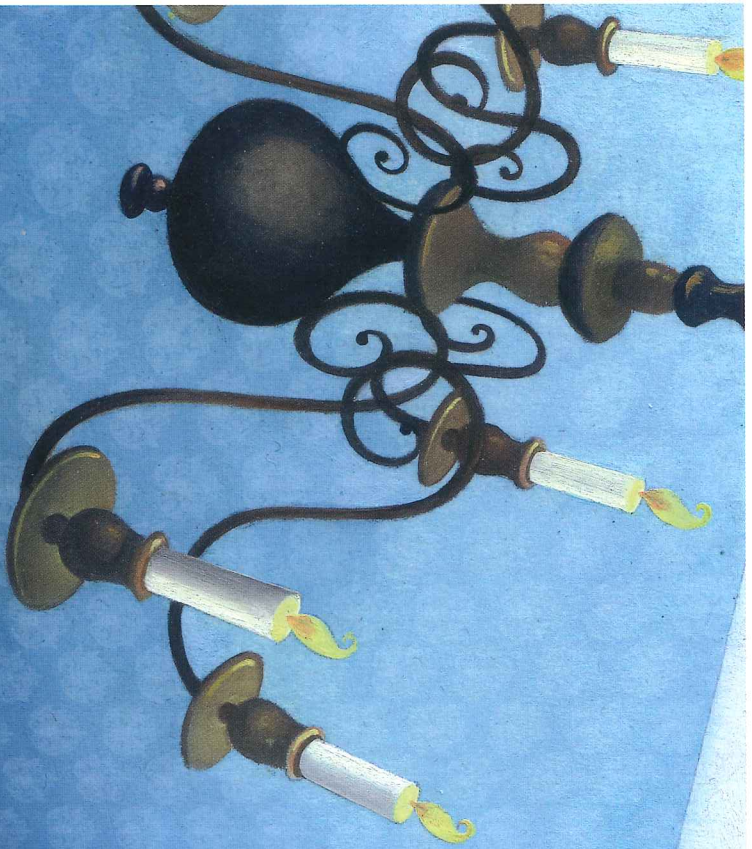


Alice looks around and she sees the White Rabbit in a corridor. The White Rabbit is running.



Alice begins to run again, but the White Rabbit turns the corner and... poof! He disappears.

Alice arrives in a big room.
 There are lamps hanging from the ceiling.
 She is alone.
 Alice walks round the room
 and discovers a small table.
 On the small table, there is a very
 very small golden key.




Si tu veux faire tout de suite
 les exercices correspondant
 à ce chapitre, va à la page 36.

The door



« If there's a tiny key,
there must be a small door. » Alice says.
And she begins searching
for the small door.

Alice finds the small door
behind a curtain.
She is really happy !




Alice opens the door
with the tiny
golden key.

Behind the door,
there is a passage,
but it is as small
as a rat-hole.

Alice looks
in the passage
and she sees
a beautiful garden.



Alice is thinking.
« I want to go out » Alice says,
« but I'm too big !
There must be a solution ».



Si tu veux faire tout de suite
les exercices correspondant
à ce chapitre, va à la page 37.


The garden



Alice goes back to the table and now,
there is a little bottle on it.
DRINK ME is written on a label.


26

Alice drinks.
Suddenly she shrinks:
she becomes
very very small.





27

Small Alice runs to the door,
but she hasn't got the key: it is on the table.
« Oh no, the key! », Alice says.



Then she sees a little box
under the table.
She takes the box
and opens it.





Inside the box, there is a small cake.
EAT ME is written on a label.
Alice eats the cake and she becomes taller.

She takes the key, then drinks from the bottle.
She shrinks again and opens the door.
Behind the door there is the passage
and the beautiful garden : now she can go out !



Si tu veux faire tout de suite
les exercices correspondant
à ce chapitre, va à la page 39.

Si tu veux aller plus loin,
voici quelques exercices :


Récapitulons

Let's recap **1** *The places / the characters* pages 5-7

1 Tick the right answer

Coche la bonne réponse

- Alice is a boy.
- Alice is a girl.
- This is Alice's sister.
- This is Alice's brother.



2 Fill in the circles with the right colour

Colorie les ronds de la bonne couleur

- yellow
- brown
- green
- blue
- black
- grey

3 Choose the right sentence

Coche la bonne phrase

- Alice lives in the city.
- Alice lives in the country.
- It's Alice in Wonderland.
- It's Alice in Wonderland.
- The rabbit is white.
- The rabbit is grey.

4 Match the characters and the items

Relie les personnages et les objets qui leur appartiennent

Alice
Alice's sister
The White Rabbit

watch
green dress
waistcoat
blond hair
long ears
yellow dress

Let's recap

pages 8-13

1 Fill in the blanks

Complète avec les mots qui manquent

- Alice is
- Her is reading, but Alice is just near the ,
- having to do.
- Alice sees a white
- The Rabbit is running.
- Alice is
- So she decides to after the White
- The White Rabbit pops a rabbit- and Alice goes down him.

2 Tick the right sentence

Cocher la phrase qui convient

- Alice is happy.
- Alice is bored.
- Her sister is reading.
- Her sister is sleeping.
- The White Rabbit is singing.
- The White Rabbit is running.
- The White Rabbit pops up a rabbit-hole.
- The White Rabbit pops down a rabbit-hole.



Récapitulons

Let's recap

The room

pages 14-19

1 **Match the words and the drawings**
Relie les mots correspondant et les dessins



- lamps
- ceiling
- ground
- key
- table

Underline the mistakes
Souligne les fautes

- ▶ Alice lands on the ceiling.
- ▶ The White Rabbit is finding.
- ▶ Alice begins to read again, but the White Rabbit turns the corridor and... poof! He discovers.

Récapitulons

Let's recap

The door

pages 20-25

1 **Choose the equivalent**
Coche le bon équivalent

- tiny very big
- very small
- find search
- discover

Underline the stressed syllable
Souligne la syllabe accentuée

- 1 searching
- 2 really
- 3 passage
- 4 solution



3) **Fill in the blanks with in, with or behind**
 Remplis les blancs avec in, with ou behind

Alice finds the door a curtain.

Alice opens the door the tiny key.

..... the door, there is a passage.

Alice looks the passage.

4) **Write the story in French (pages 27 to 32)**
 Écris l'histoire en français (pages 27 à 32)

.....

.....

.....

.....

.....

.....

.....

.....

.....

.....

Let's recap 5

The garden

pages 26-31

1) **Fill in the blanks with inside, on or under**
 Remplis les blancs avec inside, on ou under

She sees a little box the table.

..... the box, there is a cake.

EAT ME is written a label.

2) **Complete this crossword puzzle**
 Complète ces mots croisés

The crossword puzzle grid consists of several squares. To the right of the grid are illustrations of a pink cake, a wooden table, a purple vase, and a key. To the left is a small illustration of a garden with a fountain.

Un peu de grammaire

Conjugaison de **be**

I am, I'm : je suis
You are, you're : tu es
He is, he's : il est
She is, she's : elle est
It is, it's : il, elle est
(pour tout ce qui n'est pas humain)
We are, we're : nous sommes
You are, you're : vous êtes
They are, they're : ils, elles sont



Pluriel

a lamp : **lamps**

En anglais, la marque du pluriel régulier est un « s ».

Présent simple

Alice lives in the country : Alice vit à la campagne

Lives : « s » marque de conjugaison du présent simple, à la 3^e personne du singulier.

be + ing au présent

The rabbit is **running** :
le lapin court

Pour exprimer une action en cours de déroulement, on emploie **be** au présent + verbe avec terminaison en **ing**.

Tick the right solution

Cache la bonne solution



- Shrink become very tall
 become very small
- You can eat a cake
 drink a cake.
- You can write on a table
 a label

Underline the word you can hear

Souligne le mot que tu entends

1	table	drink	can
2	bottle	shrink	cake
3	label	key	small